

Fall Quarter: September • October • November 2023



PRIMARY

SUNDAY SCHOOL QUARTERLY

Fall Quarter: September • October • November 2023

PRIMARY

SUNDAY SCHOOL QUARTERLY

Vol. 60 • No. 4

CONTENTS

Letter to the Parents	2
Lesson 1 Love Is the Best Rule.....	3
Lesson 2 Healing a Sick Man	7
Lesson 3 Teaching the Right Way	11
Lesson 4 Forgiving a Sinful Woman.....	15
Lesson 5 His Choices Are Good Choices.....	19
Lesson 6 Set Free	23
Lesson 7 Faith Is the Way to Life.....	27
Lesson 8 Faith Is the Better Way	31
Lesson 9 Receiving His Promise	35
Lesson 10 Saved by Grace	39
Lesson 11 Giving the Gift of Love	43
Lesson 12 Freedom to Live Right	47
Lesson 13 Doing Good for All.....	51
Extra Activities	55

PRIMARY Sunday School Quarterly (USPS 444-280), Vol. 60, No. 4, September, October, November 2023, is published quarterly for \$15.56 per year by AMEC Sunday School Union, 900 13th Avenue South, Nashville 37212. Periodicals Postage Paid at Nashville, Tennessee.

POSTMASTER: Send address changes to PRIMARY Sunday School Quarterly, 900 13th Avenue South, Nashville 37212.

Scripture taken from the HOLY BIBLE, NEW INTERNATIONAL VERSION®. Copyright © 1973, 1978, 1984, 2011 by Biblica, Inc.®. Used by permission. All rights reserved worldwide.

Primary Sunday School Quarterly, Volume 60, No. 4, September, October, November 2023—Lessons based on the International Sunday School Lessons, The International Bible Lessons for Christian Teaching. Copyright © 2021 by the Division of Christian Education, National Council of Churches of Christ in the USA.

All rights reserved. Used by permission. © 2023 SSPB.

For permission to reproduce any material in this publication, call (615) 256-5882 or write the Rights and Permissions Department, the AMEC Sunday School Union, 900 13th Avenue South, Nashville 37212.

Entered as Periodicals Postage Paid Matter, March 20, 1942, at the Post Office at Nashville, Tennessee, under the Act of March 3, 1879.

Rev. Roderick D. Belin, President and Publisher

Rev. Garland F. Pierce, Executive Director, Department of Christian Education

Tiffany N. Gregory, Chief of Operations

For the Parents

Dear Parents,

I feel really blessed to have the opportunity to work with your child this quarter. We will explore God's Word together through these thirteen lessons. My prayer is that your child will learn a lot and that the learning will result in his or her having a closer relationship with God.

Unit I, "Love from the Inside Out," draws on the gospels of Luke and John. In lesson 1, Jesus contrasts the empty acts of piety with enacting justice and God's love. Lesson 2 asks the question of what sort of activities truly honor the Sabbath. Lesson 3 (from the book of John) examines Jesus' teaching that the Sabbath ought to be a day of healing. Lesson 4 raises the question of who is qualified to pass judgment on those who stumble in their attempts to keep the commandments.

Unit II, "Rules Are Not Enough," draws from the books of Romans and Galatians. Lesson 5 shows that just having the Law is not enough; keeping it is what is important. Lesson 6 reveals the struggle to keep the Law due to the weakness of the flesh. In lessons 7 and 8, Paul encourages the Galatians to rely on faith in Christ above the works of the Law. Lesson 9 explores how those in Christ are no longer under the guardianship of the Law but are children of God.

Unit III, "Jesus Sets Us Free," highlights the ways in which Jewish and Gentile Christians wrestled with Mosaic Law in light of Christ's teaching. Lesson 10 (from the book of Acts) shows how salvation for Jews and Gentiles comes by faith in Christ. Lesson 11 (from the book of 1 Corinthians) examines the ways in which the Law finds its fulfillment in the commandment to love. Lesson 12 (from the book of Colossians) contrasts the hollowness of human traditions with the fullness of God found in Christ. The unit concludes with Paul's warning to the Corinthians that Christian liberty is not a license for sin.

You can have a discussion with your child about giving his or her life to God with help from the *ABCs of Salvation*, listed below.

- A. Say, "Admit you have sinned (see Psalm 32:5), or done wrong." Go through just a few of the Ten Commandments—stealing or lying and so forth. Tell how our sins separate us from God (see Isaiah 59:2 and Romans 3:23).
- B. Say, "Believe Jesus is God's Son. He took the punishment for our sins by dying on the cross (see Romans 5:8). We must believe that Jesus is God's Son and that God raised Him from the dead."
- C. Say, "Call on God to forgive you (see Acts 2:21). When we are sorry for our sins and want to stop doing wrong, we can ask God to forgive us (see Acts 16:31)."

I look forward to helping your child understand what it means to have faith in Jesus Christ. Thank you for the opportunity to help shape your child's spiritual life.

Your Child's Teacher

LESSON

1



Love Is the Best Rule

After Jesus finished speaking to the people, a Pharisee [fair-uh-see] came up to Jesus and asked Him to eat with him at his house. So, Jesus went to the man's house. Then Jesus sat down at the man's table. The Pharisee was surprised when he saw that Jesus had not washed His hands before sitting at the table to eat the meal. The Pharisee practiced a special handwashing routine before eating. This was an important thing for the Pharisee to do. Jesus knew that the Pharisee gave more care to the handwashing practice than he did to his neighbors who were in need.

The Lord told the Pharisee, "You Pharisees will wash the outside of the cup or the dish. But, on the inside, you are full of greed and evil. You are very foolish. The One who made what is outside is also the same One who made what is inside. Love is the best rule. So, give what is in your cups and dishes to poor people. When you do this, you will be completely clean, on the inside and the outside."



Lesson Scripture:
Luke 11:37-41

Key Verse

[Jesus said to the Pharisee,]
"As for what is inside you—
be generous to the poor,
and everything will be
clean for you." (Luke 11:41)





Follow the Rules

Coach Peters rolled out a cart full of colorful foam balls. She gave each of the students a ball and told them to line up on the center line of the gym floor. Everyone stood side by side, and Cailyn was excited because she got the only lime green ball.

"All right, everyone!" Coach Peters called. "The goal of Pop Ball is to toss the ball across to your partner and catch the ball your partner throws to you. If you drop it, you're out!"

Coach Peters blew her whistle, and Cailyn tossed her green ball to her friend Bradley. She caught his yellow ball, and he caught hers. When Coach Peters blew her whistle, they tossed the balls back to each other. This time, Cailyn caught Bradley's ball, but Bradley didn't catch hers.

"Bradley and Cailyn are out!" the boy beside Bradley said with a laugh. But he was holding Cailyn's lime green ball.

"You didn't follow the rules!" Cailyn said. "I hate you!"

Coach Peters said, "Cailyn, you followed the game rules, but love is the most important rule. Sit the next round out and think about it."

Exploring the Story in Ruby's Lab



Hello, everyone! Ruby here. I'm planning on being a scientist one day, and I've been doing some experiments in my lab. One of the things I've been examining is about the qualities that can be found in love. Maybe you can help me. Could you work together and list qualities that show love for others? Next week, we will get together and compare our notes on what qualities love has. Remember what today's lesson says about how love for others is best. That might give you a good starting point for your list. I am looking forward to seeing your list next week!





Word Scrambler

Use the words in the WORD BANK to unscramble the scrambled-up words from today's lesson.

WORD BANK

CUP • DISHES • EAT • HANDS
INSIDE • JESUS • MEAL • POOR

1. OPRO

2. LMEA

3. JSEUS

4. TAE

5. SHNAD

6. SIIDNE

7. PCU


8. DSHIES

A "Be Loving" Crossword Puzzle

Use the clues below and the Word Bank to fill words from today's lesson into the crossword puzzle.

WORD BANK

Clean
Evil
House
Need
One
Outside
Table
Washed



ACROSS

1. A Pharisee invited Jesus to dinner at his _____.
5. Jesus went to the man's house, entered, and then sat at the _____.
6. Jesus told the man to give to the poor, and then his insides would be _____.
8. Jesus told the man that he washed the _____ only.

DOWN

2. Jesus told the man that the _____ who made his insides also made his outside.
3. Jesus told the man that on the inside, the man was greedy and _____.
4. Jesus sat at the man's table, and He had not _____ His hands.
7. Jesus told the man to give what was in his cup to those in _____.

LESSON

2



Healing a Sick Man

On one Sabbath Day (day of rest), Jesus went to the home of one of the leading Pharisees to eat a meal with him. There were several people there, and they were all watching what Jesus did very closely. A man who suffered from dropsy [drop-see] was brought before Jesus. *Dropsy* is a medical condition where the person's arms and legs swell.

Jesus asked the Pharisees and the other teachers of the Law a question. He wanted them to tell Him whether it was right or wrong to heal a person on the Sabbath Day. But the Pharisees and the teachers would not answer Jesus' question. So, Jesus took the man with dropsy, and He healed him. Then Jesus sent the man on his way.

Jesus then spoke to the Pharisees and the teachers of the Law once again. He asked them, "If your son or ox fell into a well on the Sabbath day, would you not work to pull him out quickly?" Once again, they could not answer Jesus' question.




Lesson Scripture:
Luke 14:1-6

Key Verse

Taking hold of the man, [Jesus] healed him and sent him on his way. (Luke 14:4b)





Help for a Friend!

Wes sat with his friends at the lunch table and started unpacking his lunchbox. Suddenly, there was a loud crash behind him, and he saw Raymond's lunch tray spill all over the floor. Raymond looked embarrassed as he tried to clean up the mess. Wes hopped up and helped Raymond clean up his spilled lunch.

Wes asked, "Do you want to go back up and get another tray? I'm sure the lunch lady will understand."

But Raymond just shook his head.

"I don't want to go back up there," Raymond mumbled.

Wes understood. Raymond had a condition that made it hard for him to move and carry things. He might end up dropping it again or falling.

Wes patted the bench beside him and asked Raymond to join him. He gave Raymond half of everything his mom had packed for lunch. Raymond thanked him all during lunch and even afterward in class. When Wes got home, he told his mom what happened.

"Can you make two sandwiches for lunch?" Wes asked. "I want to make sure Raymond always has something to eat."

Exploring the Story in Ruby's Lab

Be helpful
every day of
the week!



Hello, everyone! This is Ruby again! I've been thinking about today's lesson, and I wanted to ask whether you have any suggestions for helping those in need. Have you ever considered what small gestures might make other people's day a little better? Maybe you could do a chore for them, take them some flowers, or read to them.

Today's lesson is an excellent example of how we're supposed to treat others. Perhaps you may list things that you could do to help someone and bring your list to class next week. We can compare notes.



Choose the Right Answer

Read each statement below related to the lesson. Select the correct answer to complete it.

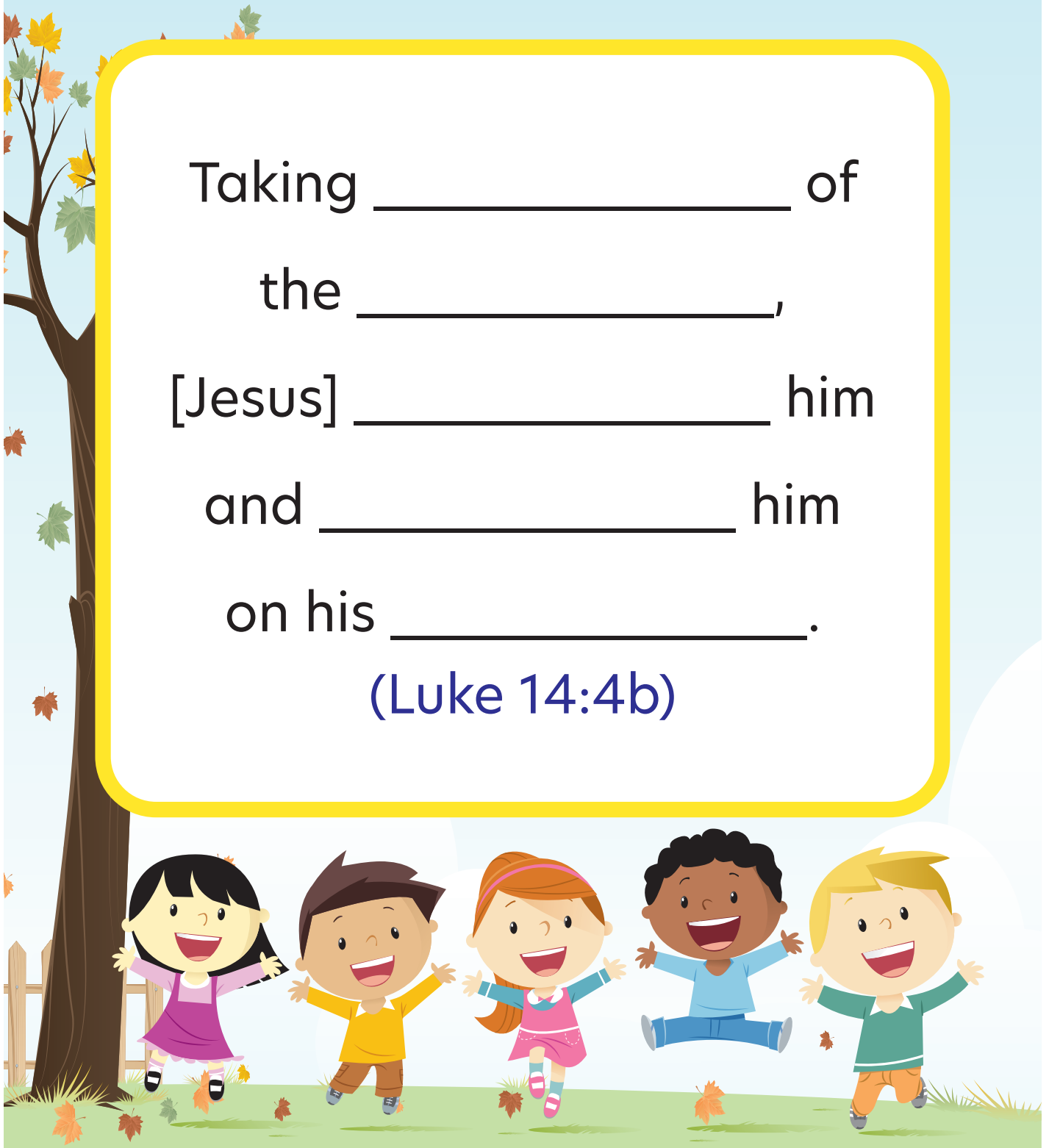
1. Jesus _____ the man and sent him away.
a. talked with **b. healed** **c. turned away from**
2. The Pharisees and teachers watched what Jesus did very _____.
a. closely **b. quietly** **c. fearfully**
3. Jesus asked whether it was right or wrong to _____ a person on the Sabbath.
a. eat with **b. bless** **c. heal**
4. A man who had dropsy was _____ to Jesus.
a. brought **b. forgiven by** **c. cursed**
5. Jesus went to eat a meal at the _____ of a Pharisee.
a. work **b. home** **c. barn**



What's Missing?

For this activity, fill in the missing words below of today's Key Verse.

Taking _____ of
the _____,
[Jesus] _____ him
and _____ him
on his _____.
(Luke 14:4b)



LESSON
3



Teaching the Right Way

Jesus and His followers were at a great feast. Early in the morning, Jesus went to the Temple, where He began to teach. The Jews were amazed. They could not believe that Jesus knew what He knew.

They said, "This man has never studied in school. How did he learn so much?"

Jesus answered them. He told the Jews that the things that He taught were not His lessons. Jesus told them that His teaching came from the One who sent Him. Then Jesus told them that if anyone chose to do what God asked of them, then they would know that His teaching came from God. They would know that the teaching was not His own. Those who teach their own ideas are trying to get honor for themselves. But those who try to bring honor to God speak the truth, and there is nothing fake in them.

Jesus told the people that they should stop judging or making decisions by the way things look! He told them to be fair, and to judge by what was really right.




Lesson Scripture:
John 7:14-18, 24

Key Verse

"Stop judging by mere appearances, but instead judge correctly." (John 7:24)





That's Amazing!

Mr. Johnson prayed over how to teach his class about the life cycle of the caterpillar. He brought caterpillars to class, and Iris wanted to cry. She hated bugs. They were crawly, slimy, and gross. Mr. Johnson gave each student a caterpillar and helped them create little homes for them. Iris tried her best to follow Mr. Johnson's directions.

Every day that week, Mr. Johnson spent class time talking about the caterpillars, but Iris wasn't interested in listening to his teaching.

"They're disgusting!" Iris whispered to her friend Nicole. Nicole giggled and agreed with Iris.

"All right, class, let's check on our little friends!" Mr. Johnson said.

Everyone's caterpillars were still crawling around, but Iris's caterpillar was gone!

"Mr. Johnson! Something happened to my caterpillar!" Iris cried. She held her caterpillar cup up to Mr. Johnson.

"Do you see this shiny ball near the top of the cup?" he asked. "This is a chrysalis. When a caterpillar is ready to turn into a butterfly, it wraps itself in this shell to change."

Just for a second, Iris forgot about how much she hated bugs. This was amazing!

Exploring the Story in Ruby's Lab



Hello, everyone! Ruby here! I have a great experiment for us. Let's make a chart that shows good choices versus bad choices. Write some good choices on one side of the board and bad choices on the opposite side. Then discuss what makes the choices good or bad.

Are you ready? I'll start. For a bad choice, I'll write "Not doing our schoolwork." Why do you think that's a bad choice? I can't wait to see your list! Friends, make a list of the good and bad choices you make during the week. Bring your list to class next week.





True or False?

Read the sentences below that are related to today's lesson. Circle **T** if the statement is true, or **F** if the statement is *false* (not true).



T or F 1. Jesus said that what He was teaching was His own lesson.

T or F 2. Jesus told the people that He taught the words of the One who sent Him.

T or F 3. Jesus told the people to stop judging unfairly.

T or F 4. Jesus told the people that it was okay to judge others.

T or F 5. Jesus' teachings were not learned in school.



Searching for Words

Find the listed words related to today's lesson in the word search below.

G	V	L	S	E	F	C	H	K	H
O	N	E	X	W	L	G	R	J	O
D	T	A	V	G	M	K	T	R	N
B	S	R	X	V	B	E	J	K	O
H	J	N	G	T	R	U	T	H	R
K	P	W	T	D	F	V	H	A	Z
F	H	M	F	E	A	S	T	W	K
G	H	J	W	D	K	S	E	F	H
P	A	M	A	Z	E	D	Q	S	X

AMAZED

FAKE

FEAST

GOD

HONOR

LEARN

ONE

TRUTH

